

Accessing BCRDH Newspapers

WAYS TO FIND NEWSPAPERS

Browsing All Newspapers

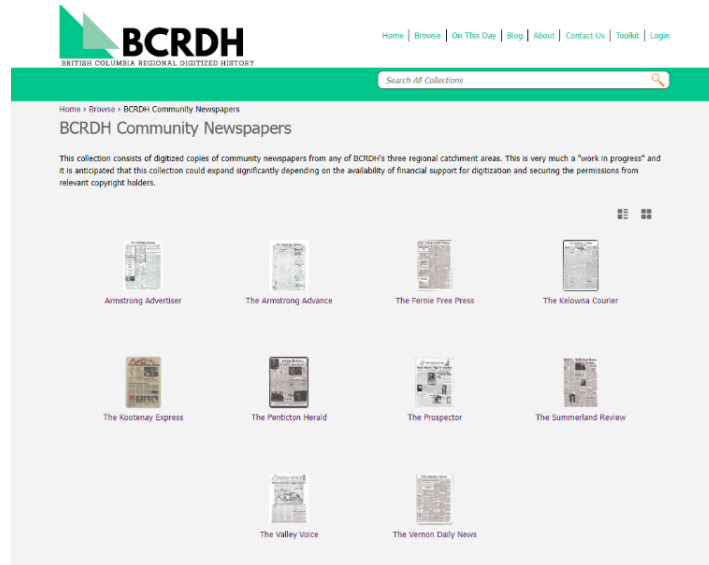
From the BCRDH homepage select the 'Browse' tab at the top of the page which will take you to a page featuring our regional collections and newspaper collection.



Select 'BCRDH Community Newspapers' which consists of digitized copies of community newspapers from any of BCRDH's three regional catchment areas.

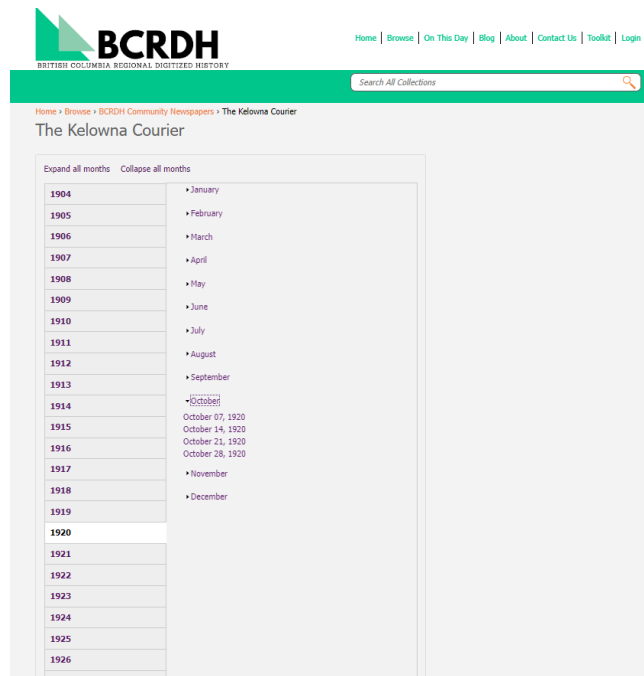


Click on a newspaper title icon that you wish to explore.



Browsing Within a Newspaper

Clicking on a title “tile” will take you to a chronological, expandable list of the complete run of the digitized newspaper.



Expand the display by clicking on a year, then a month. Click on the date to see that issue in [the Internet Archive Bookreader](#).

Navigating Across Issues Within a Newspaper

To return to the full newspaper record page and select a new issue scroll down to the issue description, click on the title of the newspaper.

SEARCHING FOR NEWSPAPERS

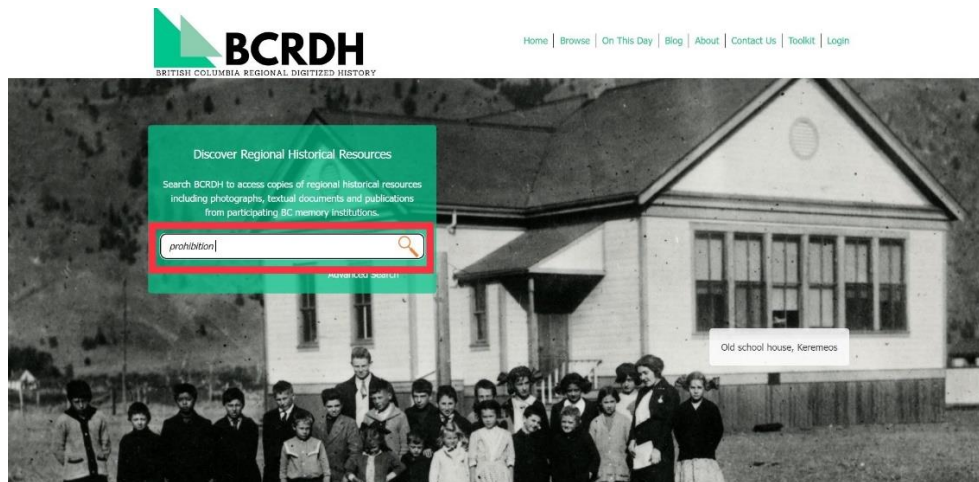
Full Text Searchability

The newspapers currently available on BCRDH have been processed using optical character recognition (OCR) which makes full text searching of all words on every newspaper page possible. You can enter the desired search terms and the OCR will retrieve the issues that match.

OCR is not 100% accurate, particularly in cases of older newspapers. Conventional newspaper column layout, presence of images, and variable original image quality can all contribute to less-than-perfect OCR.

Searching across all newspapers

Enter a search term and click on the magnifying glass to generate a result list. If your search term consists of more than one word use quotation marks around them to ensure that only results with *both* terms are retrieved (e.g., “New Denver” or “Margaret Ormsby”).



This search will return all results from records in all formats (photograph, audio, video, and text).

The image shows the BCRDH search results page for the term 'prohibition'. The page is titled 'Search Results' and displays 8,585 results. The left sidebar contains filters for Date (1888-2023), Format (text, still image, audio), Newspaper Title (Klowna Courier, Penticton Herald, etc.), Source (UBC Okanagan, Okanagan College, etc.), and Genre (newspaper). The main content area shows a list of search results with the following details:

Title	Date	Is Part of	Source	Local Identifier	BCRDH Identifier
Prohibition Day	1917	Silvery Slokan Historical Society Photograph Collection	Silvery Slokan Historical Society	A006-002-041	ssht:1556
RMA Oral History Collection Interview #08 - John Middleton	1975	Revelstoke Museum & Archives Oral History Collection	Revelstoke Museum & Archives	OH_08	revelstoke:17854
The Armstrong Advertiser, October 24, 1908	1908-10-24	Armstrong Spallumcheen Museum and Arts Society	Armstrong Spallumcheen Museum and Arts Society	Armstrong Advertiser_1908-10-24.pdf	news:287965
Penticton Herald, August 10, 1916	1916-08-10	Okanagan College Library	Okanagan College Library		news:281784
Penticton Herald, August 17, 1916	1916-08-17	Okanagan College Library	Okanagan College Library		news:281793

Filtering for newspapers only

Use the 'Refine Your Search' bar on the left side of the page to limit your results to newspapers only. Select 'newspaper' under 'Genre.'

Filtering for a specific newspaper, or a specific repository

Select a desired title 'Newspaper Title' under, or select a desired museum or archive under "source."

The screenshot shows a search interface with three filter sections on the left and a list of search results on the right. The 'Newspaper Title' filter is highlighted with a red box and includes items like Kelowna Courier (4133), Penticton Herald (1355), and Fernie Free Press (767). The 'Source' filter includes UBC Okanagan (4326), Okanagan College (2442), and Fernie Museum (767). The 'Genre' filter is also highlighted with a red box and includes 'newspaper' (8518). The search results on the right show three entries, each with fields for Title, Newspaper Title, Date, Source, Local Identifier, and BCRDH Identifier.

For example, someone interested in prohibition in Fernie might search 'prohibition' and then limit the results to those produced by the Fernie Free Press newspaper to get the results pictured below.

The screenshot shows a search interface with a 'Refine Your Search' bar on the left and search results on the right. The 'Refine Your Search' bar includes a date histogram for '1898 - 1948 (5 years)' and filter sections for Date, Format, Source, Genre, and Datastreams. The 'Genre' filter is set to 'newspaper' (767). The search results on the right show three entries for 'The Fernie Free Press' with dates from 1916 to 1920, each with fields for Title, Newspaper Title, Date, Source, and BCRDH Identifier.

Filtering for date

Using the 'Refine Your Search' bar you can further limit your results to a specific date range. The yellow histogram visualizes the distribution of search hits across time. Each bar represents a 5-year range which is displayed by hovering over the bar. Select a date range of interest by using the moveable arrows at the bottom of the graph and click 'Filter.'



If you are searching for a more specific date range, click the 'Filter' button to expand search options. You can then enter your desired date range in the 'From:' and 'To:' fields in a YYYY/MM/DD format. Click 'Filter' again to filter the search results.



READING NEWSPAPER CONTENT

Clicking on an issue within the search results or on an issue while browsing will bring you to the Internet Archive Bookreader.

SEARCHING WITHIN AN ISSUE

If you have arrived at the issue from a search, no additional searches will be needed to find terms of interest at the issue level.

If you have arrived at the issue via "browse" you can search within an issue to locate terms of interest.

Perform a search within the issue for a specific word or phrase. Enter your term (Ex. 'prohibition') into the "Search inside this book" box, and hit the magnifying glass to perform the search. All recognized occurrences of the term will be highlighted in blue, and orange location markers will appear on the bottom sliding bar to show the pages on which the term occurs.

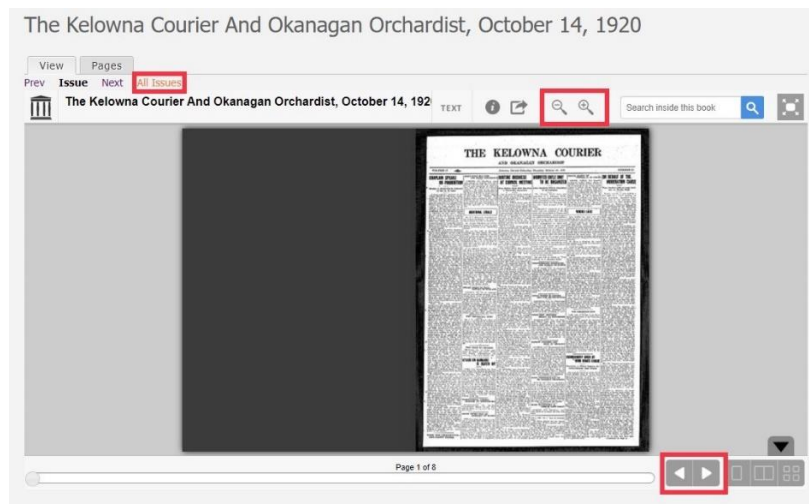
Click on a location marker to be directed to the page. Hovering over the location marker will give a snippet of the search term in its context.



If you want to search a new term in the issue you may create a new search in the book through the “Search inside this book” field where the initial search term is visible.

TURNING VIRTUAL “PAGES” AND VISUAL ACCESSIBILITY

- Use the forward and backward arrows on the lower right of the page
- Use the “full screen” toggle button to maximize the newspaper content in your browser window;
- Use the magnifying glass with – or + to magnify the image. Once magnified, two new scrolling bars will appear to help you navigate the page. You can also click and drag the image to navigate around the enlarged page text.



USING NEWSPAPER CONTENT

As with all content in BCRDH, newspaper content is provided for research and reference purposes only. Newspapers in particular may be under active copyright. If you wish to reproduce any of the images you find, please contact the source repository for advice.

HAVING TROUBLE?

Contact us at chris.hives@ubc.ca, paige.hohmann@ubc.ca, or osc-contact@lists.ubc.ca for customized assistance with accessing newspapers or if you need help identifying the copyright holder.